



External corners profiles **Cerfix® Proangle**

Description

PROANGLE is a line of technical profiles designed for: finishing, closings, protection and decoration when laying flush flooring in ceramic, marble, granite, parquet or other types of materials.

These profiles are ideal as: separation and decorative joints between floorings in different materials, e.g., between flooring in ceramic and parquet or carpet; finishing and protective profiles for the edges of steps, footrests and work spaces; and perimeter profiles for fixing doormats.

The PROANGLE line, in natural brass and natural aluminum, is especially suited for marble, resin and wood laying, or wherever surface polishing is required.

Absolutely avoid polishing on profiles in materials different from those indicated.

Models in high shine aluminum, varnish and PVC are not suited to be used on pavements.

Chrome brass models are not recommended for use on floors where there is an intense volume of passage.

PROANGLE is also the perfect choice for sealing and protecting external corners for ceramic covering, avoiding the unsightly and fragile 45° cut. The particular square form clearly outlines coverings such as rectified porcelain stoneware.

Available in different materials, colors and finishes, these profiles are thus used as decoration, as they lend a refined and pleasing effect whether matching or contrasting with the covers of the most varied styles.

The versatility of the PROANGLE line is due to the diversity of the materials used, make these profiles fit for use in any civil, public and industrial environment.

PROANGLE is likewise available in Flex; in natural aluminum, stainless steel and brass; created specifically to satisfy laying situations where the profile must curve, aided by the PROFLEX machine, to follow the curved line of the junction.

Titanium anodized aluminum models are not recommended for outdoor use.

Materials

Anodized aluminum

Al-Mg-Si Alloy heat treated to T6 temper (6060 T6).

These profiles are made by extrusion and subsequently anodized with thickness $\geq 15 \mu\text{m}$.

The external surface must be protect from scratches and rubbings. They are well-resistant to chemical and atmospheric agents. Cement and its derivatives produce, if wet, alkaline substances that, when left to act on the surface, can corrode metal (formation of aluminum hydroxide). For this reason, the side on sight of the profile must be cleaned delicately thoroughly from cements, adhesives, cleaners and caulking or stopping material. As a result of wear and treading (when these profiles are used on flooring), anodized surfaces wear down, losing their original finish.

High shine aluminum

Al-Mg-Si Alloy heat treated to T6 temper (6463 T6).

These profiles are made by extrusion and subsequently treated and mechanically worked. They guarantee a discernible resistance to chemical agents. Cement and its derivatives produce, if wet, alkaline substances that, when left to act on the surface, can corrode metal (formation of aluminum hydroxide). For this reason, the side on sight of the profile surface must be cleaned thoroughly of cements, adhesives, cleaners and caulking or stopping material. Do not use profiles in high shine aluminum on floors and outdoors.

Varnished aluminum

Al-Mg-Si Alloy heat treated to T6 temper (6060 T6).

These profiles are made by extrusion and subsequently varnished. They present a discrete resistance to chemical and atmospheric agents, though they cannot handle mechanical stress, which damages the enamel surface; use of this material is not recommended for floors. Cement, adhesives, cleaners and materials used for caulking and stopping must be immediately cleaned from the visible surface of the profile.

Antibacterial varnished aluminum

Al-Mg-Si Alloy heat treated to T6 temper (6060 T6).

These profiles are made by extrusion and subsequently varnished with antibacterial technology. They have a surface that allows the reduction up to 99% of the considered most dangerous bacteria. This technology is certified according to the strict international test JIS Z 2801: 2000. They present a discrete resistance to chemical and atmospheric agents, though they cannot handle mechanical stress, which damages the enamel surface; use of this material is not recommended for floors. Cement, adhesives, cleaners and materials used for caulking and stopping must be immediately cleaned from the visible surface of the profile.

Stainless Steel

AISI 304 - DIN 1.4301

Featuring a substantial resistance to the principal chemical and atmospheric agents, lime and mortar, as well as adhesives for tiles and cleaning agents. Recommended for use even in the food industry, hospitals, pools, general exterior environments, etc.

Stainless Steel

AISI 316 - DIN 1.4404 2.2.01

Featuring a substantial resistance to the principal chemical and atmospheric agents, lime and mortar, as well as adhesives for tiles and cleaning agents. Moreover, it affords good resistance against chlorine and saltiness. Particularly well-suited for extreme working conditions.

Polished Brass

Alloy CW624N UNI EN 12167

These profiles are made by extrusion and subsequently polished mechanically. The external surface must be protected from scratches and rubbing. They are well-resistant to chemical agents and mechanical stress. On the side on sight surface, brass is nevertheless subject to the oxidation phenomenon that causes a surface patina. When exposed to strong atmospheric humidity or corrosive agents, brass is subject to an elevated rate of oxidation and can present surface stains and spots. Whenever necessary, the initial natural look can be recovered with abrasives or specific polishing products.

Chrome brass

Alloy CW624N UNI EN 12167

These profiles are made by extrusion and subsequently varnished. Resistant to UV rays, chemical and atmospheric agents. Do not use chrome brass profiles on floors in areas subject to intense passage.

Rigid PVC

Compound of rigid PVC vinyl lead-free, shock-resistant, self-extinguishing. Stabilized eco-compatible salt-based Ca-Zn.

General note on metals

Aluminum, Stainless Steel AISI 304 - DIN 1.4301 and Stainless Steel AISI 316 - DIN 1.4404 are not resistant to all chemical compounds and it would thus be necessary to keep them away from particularly aggressive products such as hydrochloric acid (HCl) and phosphoric acid (H₃PO₄).

Products that can be used for cleaning stones, ceramics and gres, for example muriatic acid, ammonia, bleach or sodium hypochlorite damage the surface finish of the metal and may cause intense corrosive reactions. Therefore, it is necessary to always remove, and as fast and gently as possible, residues of cement, adhesives, cleaners and materials for caulking and stopping from the surface of profiles.

In case you used an adhesive tape to mask the profiles, we recommend to remove the tape within 1 hour.

Laying

Laying instructions using adhesive

Remove the profile from the packaging. Check that the thickness of the covering to be laid corresponds with the height of the selected profile (see the label). Remove, wherever present, the protection (protective and/or thermo-shrink film) covering the finish of the profile. Verify the necessary length and cut the profile to the required measurement, using the proper tools. With a toothed-spatula, spread the adhesive on the laying surface. Press the profile so that the previously applied adhesive comes out from the perforations of the tabs.

Delicately place and press the wall covering, ensuring that it is in line with the profile and at the proper distance required for the gap (usually 1 or 2 millimeters).

With the proper gap material, seal the cleft left between the wall covering and the profile. Clean excess gap material, glue, detergent, etc. carefully with a soft sponge with water within 10 minutes of application.

Care and maintenance

The care and maintenance of the materials used for the realization of these profiles are closely linked to the type of alloy and/or used finishing. The instructions below describe the operations to which it must submit the profile in order to restore as much as possible its original appearance. The intent of this is to provide all those general guidelines that can serve as guidelines in the choice of when and how to clean, but they will have to be checked case by case. It must be underlined that there are already precise specifications responsibility at every stage of product life since its installation.

Aluminum

These need no particular maintenance and are easily cared for with colorless alcohol diluted in water or with normal detergents, though not acid-based products (e.g. hydrochloric or hydrofluoric acid). For cleaning tasks, a wide array of detergents coming in a variety of commercial brands and of numerous manufacturers are generally used. In general, there are three product types:

- Alkaline type
- Neutral type
- Acid type

For cleaning, neutral detergent diluted in water and a rinsing agent of solely water is recommended, using a sponge and/or non-abrasive cloth to prevent scratches and/or damage to the anodization, shine or varnish.

During cleaning, the following should be kept in mind:

- Do not use acid or alkaline detergents, since they can damage aluminum;
- Do not use abrasive products and/or materials;
- Do not use organic solvents on varnished surfaces;
- Do not use detergents with unknown chemical compositions;
- Do not apply detergents directly to the surface to be cleaned;
- Surfaces must be relatively "cold" when cleaning (Max. Temp = 30°C) and not exposed directly to sunlight;
- Detergents used for cleaning must be in turn "cold" (Max. Temp = 30°C) and spray devices must not be used.

In any case, the last phase of cleaning is always an adequate rinsing with water on the part that has been treated, followed immediately by drying with a soft cloth or rag. Maintenance with polishing products or similar is unnecessary.

Effect a quick and accurate cleaning of the profile, according to the indications on the product's packaging, in order to prevent possible cement deposits, caulking material or similar products that may end up attacking the surface layers.

Stainless Steel

The stainless surfaces can be polished with the adequate products, commonly found in stores. Stainless steel is easy to clean and extremely hygienic; its smooth and non-porous surface makes it especially difficult for the adhesion and survival of bacteria and/or other micro-organisms. Some simple guidelines are all that is required to keep steel surfaces perfectly cared for: it suffices to wash with hot water and soap, rinsing abundantly and drying with a soft cloth.

If the surface is exposed to atmospheric or aggressive agents, periodic cleaning of the stainless profile is recommended in order to keep the surface unaltered and prevent the onset of corrosion. On brushed finish surfaces, always clean in the direction of the grain and never across it. For scratches, use a detergent/polish suitable for stainless steel and a soft cloth.

Under no circumstances should the following be used for cleaning:

- detergents containing hydrochloric acid (muriatic acid), hydrofluoric acid or bleach; avoid direct contact on the surface of detergents containing chlorine, unless the contact time is brief and followed up by an immediate rinsing with abundant amount of water;
- detergents in abrasive powder form that could damage the surface finish of the profile.

Avoid allowing objects and tools in common steel (e.g. brushes or steel wool normally used to remove residual mortar or similar products) to come into contact with profiles in stainless steel for a prolonged period, otherwise they could transfer ferrous particles (contamination), causing the appearance of rust stains on the surface. Prevent humid pieces of material or sponges to lay for a prolonged period of time in contact with the stainless steel surface in order to prevent unsightly water stains.

Brass

These need no particular maintenance and are easily cared for with alcohol diluted in water or with normal detergents, though not acid-based products. For cleaning, neutral detergent diluted in water and a rinsing agent of solely water is recommended, using a sponge and/or non-abrasive cloth to prevent scratches and/or damage to the surface. Use non-abrasive sponges or cloths to avoid scratching the surface. For maintenance, a normal commercial polish should be used (type Sidol).

PVC

These need no particular maintenance and are easily cared for with colorless alcohol diluted in water or with normal detergents, though not acid-based products, also diluted in water; rinse thoroughly when finished with water only. Use a sponge and/or non-abrasive cloth to prevent scratches and/or damage to the surface.

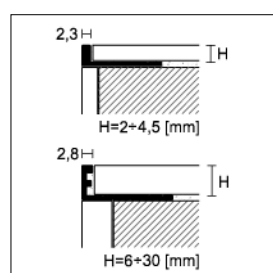
Fire Control Measures

In case of fire, extinguish with fire-fighting chemical products, dry sand or solid fire-extinguishing agents.

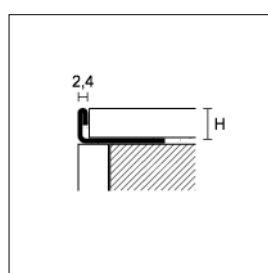
Note

These profiles must be handled with care, taking the necessary steps to use suitable gloves to prevent wounds such as cuts to the hand. All indications and instructions here have come from our own experience to be understood as purely informative and will have to be confirmed through exhaustive practical experience. Profilpas will not be held responsible for any personal injury or material damage from improper use of the product. The user is responsible for establishing whether the product is suitable for the task and likewise must assume all responsibility for incorrect laying of material.

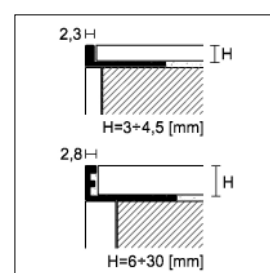
Proangle



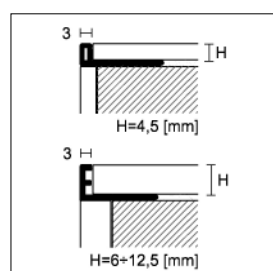
ZG, ZA,
ZB, ZV, ZVH,
ZTM, ZBS,
ZGF



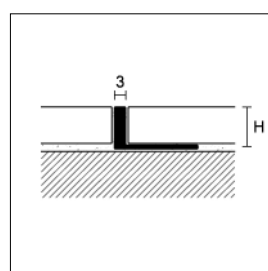
AI, AIL, AIS
AIP, AIX
AIF



ZN, ZK
ZNF



PV



ZBG
ZBGF

Proangle

PROANGLE

length = 270 cm - pack 20 pcs

		H		
ART.	finish	8	10	11
COLOUR-COATED ALUMINIUM				
ZV/	TREND COLOR STONE			
	dark brown	88446	88407	88417
	anthracite grey	88447	88398	88408
	ancient grey	88448	88400	88410
	grey	88449	88405	88415
	rust	88450	88399	88409
	bronze	88451	88406	88416
	stone	88452	88404	88414
	greige	88453	88403	88413
	sand	88454	88402	88412
	beige	88455	88401	88411
	white ST	88456	88428	88433
	black ST	88457	88429	88434

individually packed - Other heights are available upon request, with a minimum of 540 meters.

PROANGLE

length = 270 cm - pack 20 pcs













		H
ART.	finishing	10
COLOR-COATED ALUMINIUM		
ZV/	TREND COLOR LIGHT	
	ardesia	88427
	bistro	88426
	mogano	88424
	seppia	88425
	oliva	88420
	kaki	88422
	pesca	88423
	zafferano	88421
	ecru	88419
	perla	88418

individually packed - Other heights with TREND COLOR finishes are available upon request, with a minimum of 540 meters.

Proangle

PROANGLE







length = 270 cm - pack 20 pcs

ART.	finishing		3	4,5	6	8	9	10	11	12,5
ALUMINIUM										
ZA/	silver anodised		90338	90340	88204	88205	88217	88206	88218	88207
	titanium anodised		-	-	88253	88254	-	88255	-	88256
ZA/	black anodised		-	-	-	88265	-	88266	88267	88268
ZB/	bright polished silver		-	88260	88294	88295	-	88296	88220	88297
ZB/	bright polished gold		-	88261	88339	88340	-	88341	-	88342
	bright polished titanium		-	90341	88344	88345	-	88346	88348	88347
ZBS/	bright satin silver		-	-	-	-	-	88356	88357	88358
ZTM/	bright satin titanium		-	-	-	-	-	88359	88360	88361
ZBS/	bright satin black		-	-	-	-	-	88353	88354	88355
ZV/	colour-coated matt white RAL 9003		-	-	-	88395	-	88396	-	88397
	colour-coated white RAL 9003		-	-	88384	88385	-	88386	-	88387
ANTIBACTERIAL COLOUR-COATED ALUMINIUM										
ZVH/	colour-coated white RAL 9003		-	-	-	88390	-	88392	-	88394

individually packed

PROANGLE

length = 270 cm - pack 20 pcs













ART.	finishing		3	4,5	5	6	8	9	10	11	12,5
STAINLESS STEEL											
AI/	stainless steel AISI 304 - DIN 1.4301		91636	91638	91640	91642	91644	91645	91646	91647	91648
AIL/	superpolished stainless steel AISI 304 - DIN 1.4301		-	91690	-	-	91694	-	91696	-	91698
AIS/	satin stainless steel AISI 304 - DIN 1.4301		-	91671	-	91673	91674	-	91675	91677	91676
AIP/	sandblast stainless steel AISI 304 - DIN 1.4301		-	-	-	91700	91702	-	91704	91705	91706
AIX/	stainless steel AISI 316 - DIN 1.4404		-	-	-	91684	91685	-	91686	91688	91687
BRASS											
ZK/	chromium-plated		90079	90081	-	88114	88115	-	88116	88118	88117

individually packed

Proangle

PROANGLE

length = 270 cm

		H					
ART.	finishing	4,5	6	8	10	12,5	
PVC							
	snow white		80610	80496	80497	80498	80499
	white		80611	80500	80501	80502	80503
	cream white RAL 9001		-	80504	80505	80506	80507
	ivory RAL 1015		-	80508	80509	80510	-
	beige grey RAL 1019		-	80512	80513	80514	-
	beige bahama		-	80552	80553	80554	-
	stone grey RAL 7030		-	80516	80517	80518	-
PV/	ash grey RAL 7038		-	80520	80521	80522	-
	light grey RAL 7035		-	80524	80525	80526	80527
	anthracite		-	80559	80560	80561	-
	red RAL 3002		-	80528	80529	80530	-
	black RAL 9005		-	80532	80533	80534	-

pack 20 pcs

pack 100 pcs

no partial packaging

to order the pack of 100 pcs, mark /100 after article code





PVC

					
SNOW WHITE code 400	WHITE code 402	CREAM WHITE RAL 9001 - code 404	IVORY RAL 1015 - code 406	BEIGE GREY RAL 1019 - code 408	STONE GREY RAL 7030 - code 410
					
ASH GREY RAL 7038 - code 412	LIGHT GREY RAL 7035 - code 414	ANTHRACITE code 416	BLUE code 418		LIGHT GREEN code 422
					
RED RAL 3002 - code 424	BLACK RAL 9005 - code 426			BEIGE BAHAMA code 432	
					
CARAMEL code 436	BROWN code 438	DARK BROWN code 440	CORAL RED code 442	RAW SIENNA code 444	TERRACOTTA code 446

Proangle

PROANGLE



length = 270 cm - pack 20 pcs

length = 270 cm - pack 20 pcs												H								
ART.	finishing	2	2,5	3	4,5	6	8	9	10	11	12,5	14	15	17,5	20	22,5	25	27,5	30	
ALUMINIUM																				
ZG/	natural aluminium 	90207	90206	90208	90210	88159	88160	88155	88161	88156	88162	88157	88163	88164	88165	88166	88167	88168	88169	
ZA/	silver anodised 	90336	90337	90338	90340	88204	88205	88217	88206	88218	88207	-	88208	88209	88210	88211	88212	-	88214	
BRASS																				
ZN/	natural brass 	-	-	90078	90080	88024	88025	88037	88026	88038	88027	-	88028	88029	88030	88031	88032	-	88034	
ZK/	chromium - plated 	-	-	90079	90081	88114	88115	-	88116	88118	88117	-	-	-	-	-	-	-	-	

individually packed - ZG/ZA/ZN/ H 6-8-10-12,5 available in length cm 90

PROANGLE


length = 270 cm - pack 20 pcs

length = 270 cm - pack 20 pcs		H																	
ART.	finishing	3	4,5	5	6	8	9	10	11	12,5	14	15	17,5	20	22,5	25	27,5	30	
STAINLESS STEEL																			
AI/	stainless steel AISI 304 DIN 1.4301		91636	91638	91640	91642	91644	91645	91646	91647	91648	91649	91650	91652	91654	91656	91658	91660	91662
AIX/	stainless steel AISI 316 DIN 1.4404		-	-	-	91684	91685	-	91686	91688	91687	-	-	-	-	-	-	-	-

individually packed - AI/ H 8-10-12,5 available in length cm 90

PROANGLE B

length = 270 cm - pack 20 pcs




		H					
ART.	finishing	8	10	12,5	15	20	22,5
ALUMINIUM							
ZBG/	natural aluminium 	90010	90012	90014	90016	90018	90020

individually packed

Proangle

PROANGLE FLEX


length = 270 cm - pack 20 pcs

		H												
ART.	finishing	3	4,5	6	8	10	12,5	15	17,5	20	22,5	25	27,5	30
ALUMINIUM														
ZGF/	natural aluminium		88720	88721	88722	88723	88724	88725	88726	-	88728	88729	88730	-
STAINLESS STEEL														
AIF/	stainless steel AISI 304 DIN 14301		-	-	91622	91623	91624	91625	-	-	-	-	-	-
BRASS														
ZNF/	natural brass		88701	88702	88703	88704	88705	88706	88707	88708	88709	88710	88711	88712

pack of 10 pcs ZGF/ and ZNF/ from H 17 to 30 mm and AIF/ from H 6 to 12,5 mm

PROANGLE FLEX

length = 270 cm - pack 20 pcs

		H					
ART.	finishing	8	10	12,5	15	20	22,5
ALUMINIUM							
ZBGF/	natural aluminium		90011	90013	90015	90017	90019

individually packed