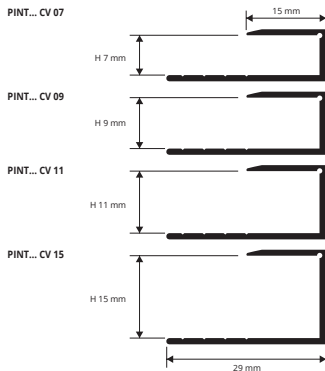


TERMINAL CURVE

ANODISED SILVER ALUMINIUM
AND 10 WOOD FINISHES – CURVABLE



EXAMPLES AND INSTRUCTIONS FOR LAYING METHODS



1. Choose the "TERMINAL CURVE" in the required height and material. 2. Cut the profile to the necessary length, calculating the total length. 3. Bend the profile mechanically with the PROCURVE MACHINE. 4. If necessary fix with screws and screw anchors or simply insert the punched base under the floor laid with the same adhesive.

TERMINAL CURVE is a range of edging and joining profiles that may be curved/shaped, with a special system of perforations allowing it to be bent so that particular geometric shapes may be easily obtained in situ. This allows decorative patterns to be created at will according to technical and aesthetic requirements. Recommended for edging and/or joining floating floors in wood & melamine-laminated wood. It is made in anodised aluminium and in 10 wood effect finishes; it comes in various heights, length 2.7m.



ANODISED SILVER ALUMINIUM CURVABLE thermo packed
bar length 2,7 lm - pack 20 Pcs - 54 lm

Article	H mm		
PINTAACV 07	7		
PINTAACV 09	9		
PINTAACV 11	11		
PINTAACV 15	15		*



ALUMINIUM 10 WOOD FINISHES thermo packed
bar length 2,7 lm - pack 20 Pcs - 54 lm

Article	H mm		
PINT... CV 09	9		*
PINT... CV 15	15		*

Available in the wood finishes: 04W-05W-07W-08W-09W-10W-11W-28W-29W-30W.
The code of the selected colour must be added to the article code.
E.g.: PINT... CV 09 (chosen finish Dark beech) PINT04W CV 09.

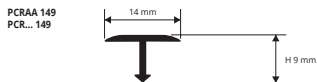
COLOURS

					ON DEMAND minimum quantity 500 lm

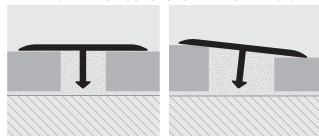
* = On demand, price and delivery time to be agreed.

PROCOVER

ANODISED SILVER ALUMINIUM
AND 10 WOOD FINISHES – CURVABLE



EXAMPLES AND INSTRUCTIONS FOR LAYING METHODS



1. Choose the "PROCOVER" with the width suitable for the gap between the two floors to be joined, taking into consideration 2/3 mm side lap. 2. Fill the gap with single-pack silicone or with the adhesive used for laying the floor. 3. Bury the profile into the adhesive, making sure that both side laps of the profile rest on the coverings to be joined.

PROCOVER is a joint-cover profile in anodised aluminium and aluminium covered with a very strong film available in 10 wood finishes. It is applied at the end of laying two adjoining floors with the same height, having left a 6 - 24 mm gap between the two floors set in a thin bed of adhesive. It protects the outside edges of the floor/covering. It is easy to lay and attractive. The design of the profile with lower vertical arrowhead part allows excellent anchorage with the silicone/adhesive.



ANODISED SILVER ALUMINIUM CURVABLE thermo packed
bar length 2,7 lm - pack 40 Pcs - 108 lm

Article	H mm		
PCRAA 149 (Pack. 108 lm)	14 x 9		
PCRA0 149	14 x 9		



ALUMINIUM 10 WOOD FINISHES thermo packed
bar length 2,7 lm - pack 40 Pcs - 108 lm

Article	L x H mm		
PCR... 149	14 x 9		

Available in the wood finishes: 4W-05W-07W-08W-09W-10W-11W-28W-29W-30W.
The code of the selected colour must be added to the article code.
E.g.: PCR...149 (chosen finish Dark beech) PCR 04W 149.

THE WHOLE PROCOVER RANGE ON PAGES 90-91.

COLOURS

					ON DEMAND minimum quantity 500 lm