



**PROJOLLY SQUARE** is a square corner bead profile in chromed brass that can be applied on external corners of coverings. It can be used to close the perimeter of coverings, like a connection profile between step tread and riser of stairs coated with ceramic and natural stone tiles, and also as separation profile for floor and wall coverings. Its particular section and elegance and the availability of special pieces such as internal and external corners, end caps and joints make **PROJOLLY SQUARE** a much sought-after profile that allows an elegant workmanlike application.

## PROJOLLY SQUARE


CHROMED BRASS



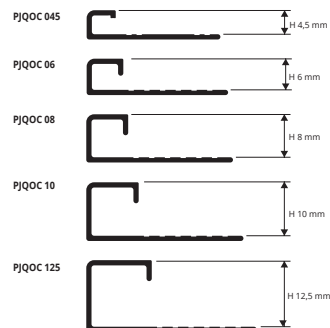
**CHROMED BRASS thermo packed**  
bar length 2,7 lm - pack 20 Pcs - 54 lm

Article	H mm			
PJQOC 045	4,5			
PJQOC 06	6			
PJQOC 08	8			
PJQOC 10	10			
PJQOC 125	12,5			

### COLOURS

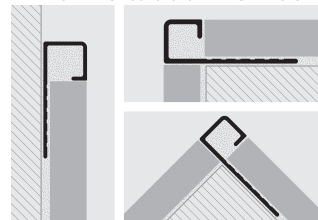


OC - Chromed brass



1. Choose "PROJOLLY SQUARE" according to the tile thickness. 2. Cut "PROJOLLY SQUARE" to the desired length and apply the adhesive on the support where the profile will be laid. 3. Press the anchoring flange of "PROJOLLY SQUARE" into the adhesive. 4. Lay the tiles, aligning them with the profile leaving a 2 mm joint. Remove immediately all remains of adhesive from the surface of the profile. 5. Fill the joints between the profile and the tiles with grout, in order to avoid water stagnation. Remove immediately all the remains of grout from the surface of the profile.

### EXAMPLES AND INSTRUCTIONS FOR LAYING METHODS



## CAPSULES, END CAPS and THREE-WAYS JOINTS

CHROMED BRASS - PLASTIC

### CAPSULES and END CAPS - CHROMED BRASS

Article	H mm			
CPJQOC 045/...	4,5			
CPJQOC 06/...	6			
CPJQOC 08/...	8			
CPJQOC 10/...	10			
CPJQOC 125/...	12,5			
TPJQOC 045-06-08-10-125/...				

Choose the desired packaging: E.g.: CPJQOC .../10 (Pack. 10 Pcs)  
CPJQOC .../2 (Pack. 2 Pcs)


### JOINTS - PLASTIC

Article	H mm			
GIJQ 045/...	4,5			
GIJQ 06/...	6			
GIJQ 08/...	8			
GIJQ 10/...	10			
GIJQ 125/...	12,5			

Choose the desired packaging: E.g.: GIJQ .../10 (Pack. 10 Pcs)  
GIJQ .../2 (Pack. 2 Pcs).



JOINT  
GIJQ 045-06-08-10-125/...



CAPSULE  
CPJQOC 045-06-08-10-125/...



END CAP  
TPJQOC 045-06-08-10-125/...

